


# Silicone Pressure Sensitive Adhesives



**Silicone Pressure Sensitive Adhesives (PSA) have excellent properties in heat and cold resistance, electrical insulating properties and excellent reliability. Tapes using silicone PSA have good removability and have good adhesion to a wide variety of surfaces. So silicone PSA can be applied for various kinds of tapes and protective films.**

## ■ Pressure Sensitive Adhesives

Application	Cure system	Product name	Viscosity 25°C Pa·s	Solid content %	Solvent	Catalyst	Amt. of catalyst to add weight %	Crosslinker	Amt. of crosslinker to add weight %
Adhesive tape	Peroxide	<b>KR-100</b>	100	60	Toluene/xylene	BPO*, other	1 to 2	—	—
		<b>KR-101-10</b>	100	60	Toluene/xylene	BPO*, other	1 to 2	—	—
		<b>KR-130</b>	100	60	Toluene	BPO*, other	1 to 2	—	—
	Addition	<b>KR-3700</b>	30	60	Toluene	CAT-PL-50T	0.5	—	—
		<b>KR-3701</b>	30	60	Toluene	CAT-PL-50T	0.5	—	—
		<b>X-40-3237</b>	150	60	Toluene	CAT-PL-50T	0.5	X-92-122C	0.3
		<b>X-40-3240</b>	20	60	Toluene	CAT-PL-50T	1	X-92-122C	0.5
		<b>X-40-3291-1</b>	120	60	Toluene	CAT-PL-50T	0.5	X-92-122C	0.5
Protective film	Addition	<b>KR-3704</b>	100	60	Toluene	CAT-PL-50T	0.5	—	—
		<b>X-40-3323</b>	3	30	Toluene	CAT-PL-50T	0.25	—	—
		<b>X-40-3270-1</b>	100	60	Toluene	CAT-PL-50T	0.5	X-92-226	5.0
		<b>X-40-3306</b>	15	30	Toluene	CAT-PL-50T	0.2	—	—

\*Benzoyl peroxide •Adhesion: Backing: Polyimide film, 25 µm thick / Substrate: stainless steel panel •Holding power: 25×25 mm, 1 kg, \*1 200°C/1h, \*2 250°C/1 h •Ball tack: Slope: 30°

## ■ Adhesion modifiers

Application	Product name	Viscosity 25°C mm <sup>2</sup> /s	Solid content %	Solvent
Additive	<b>X-92-128</b>	2	30	Toluene
	<b>X-41-3003</b>	10	60	Toluene

## ■ Primers

Cure system	Product name	Viscosity 25°C mm <sup>2</sup> /s	Solid content %	Solvent	Catalyst
Condensation	<b>KR-3006A</b>	150	10	Toluene	CAT-PS-8S
Addition	<b>X-40-3501</b>	100	30	Petroleum naphtha	CAT-PL-50T

## ■ Release agents

Cure system	Product name	Viscosity 25°C mm <sup>2</sup> /s	Solid content %	Catalyst
Addition	<b>X-70-201S</b>	4	15	CAT-PL-50T
—	<b>FS Thinner</b>	—	—	—

## ■ Adhesive

Cure system	Product name	Viscosity 25°C Pa·s	Solid content %	Solvent	Catalyst
Condensation	<b>KR-105</b>	0.8	70	Toluene/xylene	CAT-PS-8S

## Special features

- Outstanding heat & cold resistance
- Good removability and reworkability
- Outstanding water & chemical resistance
- Adherence to silicone rubber & fluoroelastomers
- Excellent wetting with various substrates
- Addition-cure silicone PSA cure at lower temperatures compared to peroxide-cure silicone PSA

## Application examples

- Heat-resistant adhesive tapes & labels
- Masking tapes (heat resistant, solder, plating, painting)
- Protective films
- Adhesive tapes for silicone, polyolefin & fluoroelastomer substrates
- Adhesive tapes for silicone rubber
- Splicing tapes for silicone release liner
- Electrical insulation tapes
- Tapes for fire-resistant electric wire coatings

	Adhesion (adhesive thickness) N/25 mm (μm)	Holding power mm	Ball tack No.	Features, Applications	Packaging
	7.6 (40)	0.5*1	38	High tack, strong adhesion	1 kg (can), 18 kg (can), 180 kg (drum)
	6.8 (40)	0.1*1	34	High holding power, high heat resistance	1 kg (can), 18 kg (can), 180 kg (drum)
	6.8 (40)	0.1*1	38	High tack, reduced low-molecular-weight siloxane	1 kg (can), 18 kg (can), 180 kg (drum)
	8.7 (30)	0.02*2	38	Strong adhesion, easy release from fluoro silicone release liner	1 kg (can), 18 kg (can), 180 kg (drum)
	7.5 (30)	0.05*1	42	High tack, suitable for splicing tape	1 kg (can), 18 kg (can), 180 kg (drum)
	4.5 (30)	0.02*1	30	Medium adhesion, good adhesion when heated	1 kg (can), 18 kg (can), 180 kg (drum)
	6.6 (30)	0.02*2	38	Medium adhesion, little or no residue left on substrate after heating	1 kg (can), 18 kg (can)
	4.7 (30)	0.1*1	28	Adhesive for use on silicone rubber. High adhesion to silicone rubber	1 kg (can), 18 kg (can), 180 kg (drum)
	0.08 (30)	0.01*1	2	Low adhesion, adhesion can be controlled when used together with KR-3700	1 kg (can), 18 kg (can), 180 kg (drum)
	0.08 (30)	0.01*1	2	Low content viscosity of KR-3704, easy to work with	1 kg (can), 17 kg (can), 170 kg (drum)
	0.15 (30)	0.01*2	4	Low adhesion, heat resistant, adhesion can be controlled when used together with KR-3700	1 kg (can), 18 kg (can), 180 kg (drum)
	0.02 (30)	0.01*2	—	Very adhesion, no primer necessary	1 kg (can), 18 kg (can), 170 kg (drum)

(Not specified values)

	Features, Applications	Packaging
	For improving adhesion	1 kg (can), 16 kg (can)
	For improving adhesion to silicone rubber	1 kg (can), 16 kg (can)

(Not specified values)

	Amt. of catalyst to add weight %	Anchorage additive	Amt. to add weight %	Features, Applications	Packaging
	0.5	KR-3006BT	1	For addition-cure PSA, for peroxide-cure PSA	1 kg (can), 15 kg (can)
	0.5	—	—	For addition-cure PSA, specially designed for inline coating	1 kg (can), 12 kg (can)

(Not specified values)

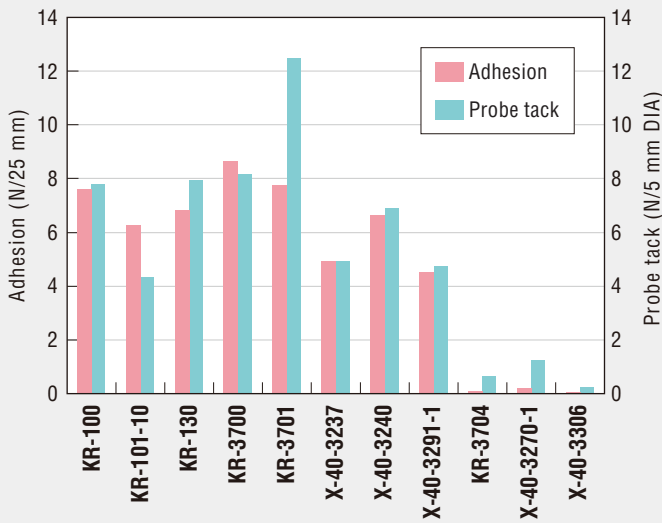
	Amt. of catalyst to add weight %	Features, Applications	Packaging
	0.5	Release agent for silicone PSA, easy-release type	1 kg (can), 20 kg (can)
	—	Diluent	1 kg (can), 20 kg (can), 250 kg (drum)

(Not specified values)

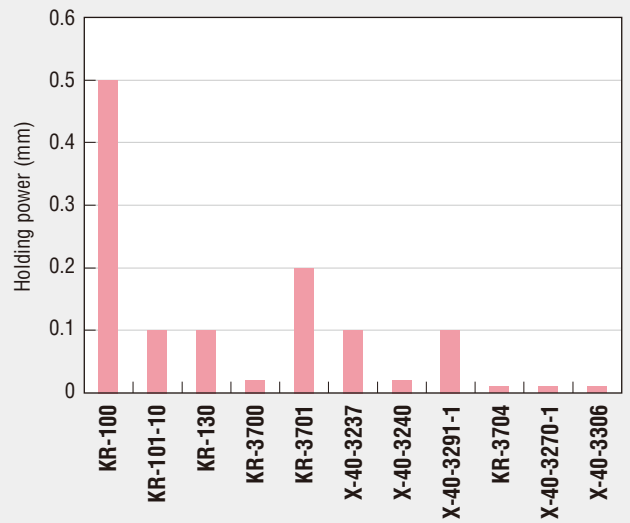
	Amt. of catalyst to add weight %	Features, Applications	Packaging
	3	Adhesive for silicone rubber	1 kg (can), 18 kg (can)

(Not specified values)

### Adhesion and probe tack



### Holding power

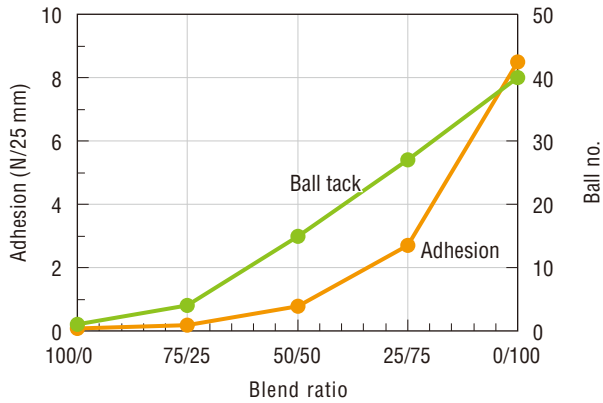


Backing: polyimide film, 25 μm thick; PSA thickness: 30 μm, 40 μm (KR-100, KR-101-10, KR-130).  
Substrate: stainless steel panel. Probe tack: contact pressure: 20 g/cm<sup>2</sup>, probe speed: 1 cm/sec., contact time: 1 sec. Measured at room temperature (23–25°C).

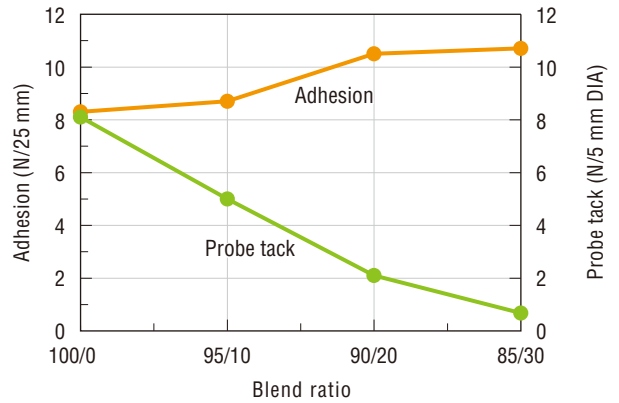
Backing: polyimide film, 25 μm thick; PSA thickness: 30 μm, 40 μm (KR-100, KR-101-10, KR-130).  
Substrate: stainless steel panel. Laminated area: 25×25 mm, Load: 1 kg Temp./Time: 250°C/1 h, 200°C/1 h (KR-100, KR-101-10, KR-130, KR-3701, X-40-3291-1).

### Modifying adhesion & tack by blend ratio

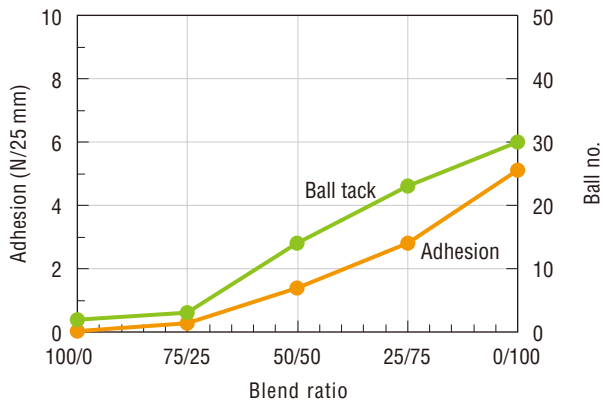
#### KR-3704/KR-3700



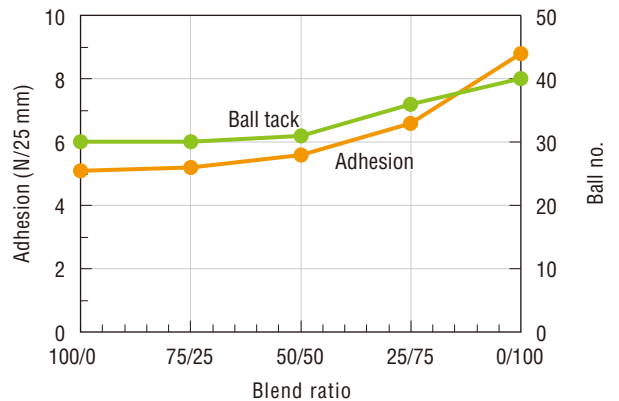
#### KR-3700/X-92-128



#### KR-3704/X-40-3237



#### X-40-3237/KR-3700



Backing: polyimide film, 25 μm thick; PSA thickness 30 μm.

Adhesion: Substrate: stainless steel panel. Ball tack: 30° slope. Probe tack: contact pressure: 20 g/cm<sup>2</sup>, probe speed: 1 cm/sec., contact time: 1 sec.

Measured at room temperature (23–25°C).

## Instructions for use

### PSA

#### Peroxide-cure types (KR-100, KR-101-10, KR-130)

1. Dilute the PSA using toluene or other solvent, add organic peroxide (BPO, other), and mix thoroughly to a uniform consistency. After application to the backing, dry at 70–90°C to remove the solvent, then heat to 160–200°C for 2–5 min. to cure.

#### Addition-cure types (KR-3700, KR-3701, KR-3704, X-40-3306)

1. Dilute the PSA using toluene or other solvent, add platinum catalyst CAT-PL-50T, and mix thoroughly to a uniform consistency.
2. After application to the backing, heat to 100–130°C for 1–3 min. to cure.

#### Addition-cure types (X-40-3240, X-40-3291-1, X-40-3237, X-40-3270-1)

1. Dilute the PSA using toluene or other solvent, add crosslinking agent X-92-122C or X-92-226, and mix thoroughly to a uniform consistency.
2. Add platinum catalyst CAT-PL-50T, and mix thoroughly to a uniform consistency.
3. After application to the backing, heat to 100–130°C for 1–3 min. to cure.

### Primers (use to improve anchorage to the backing)

#### KR-3006A

1. Using organic solvent (toluene, heptane, hexane, etc.), dilute to a concentration that allows for easy application.
2. Add 1 part KR-3006BT to 100 parts KR-3006A and mix thoroughly to a uniform consistency.
3. Add catalyst CAT-PL-8S (0.5 parts) and mix thoroughly to a uniform consistency.
4. Apply to the backing such that the amount will be roughly 0.1–1.0 g/m<sup>2</sup> (when dried), then heat to 80–100°C for 30 sec. to 1 min. to cure.
5. Apply PSA.

#### X-40-3501

1. Dilute X-40-3501 (100 parts) with organic solvent (Recommended: n-hexane/MEK = 5/5), add platinum catalyst CAT-PL-50T (0.5 parts), and mix thoroughly to a uniform consistency.
2. Apply to the backing such that the amount will be roughly 0.3–0.6 g/m<sup>2</sup> (when dried), then heat to 100–120°C for 30 sec. to 1 min. to cure.
3. After treating backing with primer, apply PSA as quickly as possible. (If the backing film is simply rolled up, the primer may migrate to the other side. For this reason, inline application of PSA is recommended.)

#### ■ Handling precautions

- Addition-cure products may not cure properly if they become contaminated by “catalyst poisons” such as tin compounds, amine compounds, phosphorus compounds or sulfur compounds, so take care to avoid contamination by these substances.
- Store container tightly closed in a cool dark place, avoiding high temperatures and direct sunlight.

#### ■ Safety and hygiene

1. Many of these PSA and the crosslinking agents and catalysts used with them contain flammable organic solvents (toluene, xylene, petro-lum naphtha), and so must be kept away from sources of ignition. Also, under the UN classification system, products containing these organic solvents are classified as Flammable Liquids. Be sure to handle these products in accordance with applicable laws governing transport, storage, etc.
2. Inhalation of organic solvents can be toxic, so be sure to handle these products in areas provided with ventilation equipment (localized ventilation, general ventilation). If adequate ventilation cannot be provided, be sure to wear a respirator mask designed to filter organic gases.

#### Precautions

**Never mix X-92-122C or X-92-226 together only with CAT-PL-50T. This will cause a reaction which releases hydrogen gas and generates heat, and there is a danger that the solvent could ignite.**

### Release Agents

#### X-70-201S

1. Dilute X-70-201S (100 parts) with a fluorine-containing solvent (Recommended: FS Thinner (produced by Shin-Etsu Chemical)), add platinum catalyst CAT-PL-50T (0.5 parts), and mix thoroughly to a uniform consistency.
2. Apply to the substrate such that the amount will be roughly 0.3–1.0 g/m<sup>2</sup> (when dried), then heat to 150°C for 1 min. to cure.

### Adhesive for Silicone Rubber

#### KR-105

1. Wipe the intended surface well with acetone, methanol or other solvent to clean it.
2. Add catalyst CAT-PL-8S (3 parts) to KR-105 (100 parts) and mix thoroughly to a uniform consistency. (Generally, after adding the catalyst, the adhesive will be usable up to 5–6 hours (2–3 hours in summer.))
3. Apply a roughly 0.1–0.3 mm layer of adhesive to both surfaces to be adhered, let dry for 20–60 min., then mate the surfaces.
4. After bonding and allowing to stand for 24 hours, a moderate level of adhesive strength is achieved. (Maximum adhesive strength is reached after about 1 week.)

3. Always wear protective gear (goggles, gloves) when using these products to prevent contact with skin and mucous membranes. In case of contact, wash immediately with soap and water or a neutral detergent, then rinse thoroughly with running water. In case of eye contact, flush immediately with clean water for at least 15 minutes and then seek medical attention.
4. Do not mix X-92-122C together only with CAT-PL-50T, as the resulting reaction will generate heat and ignite the solvent.
5. Keep out of reach of children.
6. Please read the Safety Data Sheets (SDS) for these products before use. SDS can be obtained from our Sales Department.

### UN Hazard Classification

UN classification	UN No.	Product name
Class 3 (Flammable Liquids)	UN1866	<b>KR-100, KR-101-10, KR-130, KR-3700 KR-3701, X-40-3237, X-40-3240 X-40-3291-1, KR-3704, X-40-3323 X-40-3270-1, X-40-3306, X-92-128 X-41-3003, KR-3006A, X-40-3501, KR-105</b>
	UN1294	<b>CAT-PL-50T</b>
	UN1993	<b>FS Thinner</b>
Class 6 (Toxic Materials and Infectious Substances)	UN2788	<b>CAT-PS-8S</b>
Not covered	—	<b>X-70-201S, X-92-122C</b>

## Silicone Division Sales and Marketing Department I

Marunouchi Eiraku Bldg., 4-1, Marunouchi 1-chome, Chiyoda-ku, Tokyo 100-0005, Japan  
 Phone : +81-(0)3-6812-2406 Fax : +81-(0)3-6812-2414

### Shin-Etsu Silicones of America, Inc.

1150 Damar Drive, Akron, OH 44305, U.S.A.  
 Phone : +1-330-630-9860 Fax : +1-330-630-9855

### Shin-Etsu do Brasil Representação de Produtos Químicos Ltda.

Rua Coronel Oscar Porto, 736 - 8º Andar - Sala 84,  
 Paraíso São Paulo - SP Brasil CEP: 04003-003  
 Phone : +55-11-3939-0690 Fax : +55-11-3052-3904

### Shin-Etsu Silicones Europe B.V.

Bolderweg 32, 1332 AV, Almere, The Netherlands  
 Phone : +31-(0)36-5493170 Fax : +31-(0)36-5326459  
 (Products & Services: Products for Cosmetics Application)

#### Germany Branch

Rheingastrasse 190-196, 65203 Wiesbaden, Germany  
 Phone : +49-(0)611-962-5366 Fax : +49-(0)611-962-9266  
 (Products & Services: Products for Industrial Applications)

### Shin-Etsu Silicone Taiwan Co., Ltd.

Hung Kuo Bldg. 11F-D, No. 167, Tun Hua N. Rd.,  
 Taipei, 105406 Taiwan, R.O.C.  
 Phone : +886-(0)2-2715-0055 Fax : +886-(0)2-2715-0066

### Shin-Etsu Silicone Korea Co., Ltd.

GT Tower 15F, 411, Seocho-daero, Seocho-gu,  
 Seoul 06615, Korea  
 Phone : +82-(0)2-590-2500 Fax : +82-(0)2-590-2501

### Shin-Etsu Singapore Pte. Ltd.

4 Shenton Way, #10-03/06, SGX Centre II, Singapore 068807  
 Phone : +65-6743-7277 Fax : +65-6743-7477

### Shin-Etsu Silicones India Pvt. Ltd.

Unit No. 403A, Fourth Floor, Eros Corporate Tower,  
 Nehru Place, New Delhi 110019, India  
 Phone : +91-11-43623081 Fax : +91-11-43623084

### Shin-Etsu Silicones (Thailand) Ltd.

7th Floor, Harindhorn Tower, 54 North Sathorn Road,  
 Bangkok 10500, Thailand  
 Phone : +66-(0)2-632-2941 Fax : +66-(0)2-632-2945

### Shin-Etsu Silicone International Trading (Shanghai) Co., Ltd.

29F Junyao International Plaza, No.789,  
 Zhao Jia Bang Road, Shanghai 200032, China  
 Phone : +86-(0)21-6443-5550 Fax : +86-(0)21-6443-5868

### Guangzhou Branch

Room 2409-2410, Tower B, China Shine Plaza, 9 Linhexi Road,  
 Tianhe, Guangzhou, Guangdong 510610, China  
 Phone : +86-(0)20-3831-0212 Fax : +86-(0)20-3831-0207

- The data and information presented in this catalog may not be relied upon to represent standard values. Shin-Etsu reserves the right to change such data and information, in whole or in part, in this catalog, including product performance standards and specifications without notice.
- Users are solely responsible for making preliminary tests to determine the suitability of products for their intended use. Statements concerning possible or suggested uses made herein may not be relied upon, or be construed, as a guaranty of no patent infringement.
- For detailed information regarding safety, please refer to the Safety Data Sheet (SDS).
- The silicone products described herein have been designed, manufactured and developed solely for general industrial use only; such silicone products are not designed for, intended for use as, or suitable for, medical, surgical or other particular purposes. Users have the sole responsibility and obligation to determine the suitability of the silicone products described herein for any application, to make preliminary tests, and to confirm the safety of such products for their use.
- Users must never use the silicone products described herein for the purpose of implantation into the human body and/or injection into humans.
- Users are solely responsible for exporting or importing the silicone products described herein, and complying with all applicable laws, regulations, and rules relating to the use of such products. Shin-Etsu recommends checking each pertinent country's laws, regulations, and rules in advance, when exporting or importing, and before using the products.
- Please contact Shin-Etsu before reproducing any part of this catalog. Copyright belongs to Shin-Etsu Chemical Co., Ltd.



The Development and Manufacture of Shin-Etsu Silicones are based on the following registered international quality and environmental management standards.

**Gunma Complex** ISO 9001 ISO 14001  
 (JCQA-0004 JCQA-E-0002)

**Naoetsu Plant** ISO 9001 ISO 14001  
 (JCQA-0018 JCQA-E-0064)

**Takefu Plant** ISO 9001 ISO 14001  
 (JQA-0479 JQA-EM0298)