

High Thermal Conductive Silicone Pad

STC-PAC50

1/2

STC-PAC50 is extremely high performance thermal conductive pad with highly thermally conductive filler oriented vertically.

1 Features

- 1) Extremely high thermal conductivity through the thickness; 50W/m·K
- 2) Flexibility
- 3) Long term reliability

2 Applications


Thermal conductive pad for server, communication base station and so on.

3 General properties

Parameter	Test Method	Grade	STC-PAC50
Color		—	Black
Structure		—	Single layer
Thickness	mm	—	0.5 to 2.5
Thermal conductivity (Bulk)	W/m·K	Xenon flash method	50
Hardness		Asker C	45
		Shore 00	70
Thermal resistance*	50°C/100 psi cm ² ·K/W	ASTM D5470	0.27
Volume resistance	Ω·cm	JIS K 6249	5.0
Dielectric constant (ε)	50 Hz	ASTM D150	2.4 × 10 ³
	1 kHz		6.7 × 10 ²
	1 MHz		5.8 × 10 ²
Dielectric dissipation factor (tanδ)	50 Hz	ASTM D150	5.8 × 10 ³
	1 kHz		8.2 × 10 ²
	1 MHz		9.5 × 10 ⁻¹
Flame retardance		UL94	V-0 equivalent
Density at 23°C	g/cm ²	JIS K 6249	1.6
Continuous use temp.	°C	—	-40 to 180

* Uses 1.0 mm pad

(Not specified values)



4 How to read Model Number

Example:

STC-100PAC50

Thickness
1.0 mm*

Thermal conductivity
50 W/m·K

* The thickness of the STC-PAC50 product is specified by a two digital code corresponding to the thickness in millimeters multiplied by 100.

With this product, compression control is important. Excessive compression will cause an increase in thermal resistance.

5 Thermal resistance

Thermal resistance (cm²·K/W) by ASTM D5470

Compression ratio (%)	0.5 mmt	1.0 mmt	1.5 mmt	2.0 mmt	2.5 mmt
5	2.13	0.94	0.58	0.58	0.71
10	0.77	0.37	0.39	0.49	0.61
15	0.30	0.27	0.37	0.49	0.60
20	0.18	0.26	0.38	0.51	0.61
30	0.18	0.27	0.40	0.54	0.66
40	0.18	0.29	0.44	0.59	0.72

(Not specified values)

6 Pressure required for compression

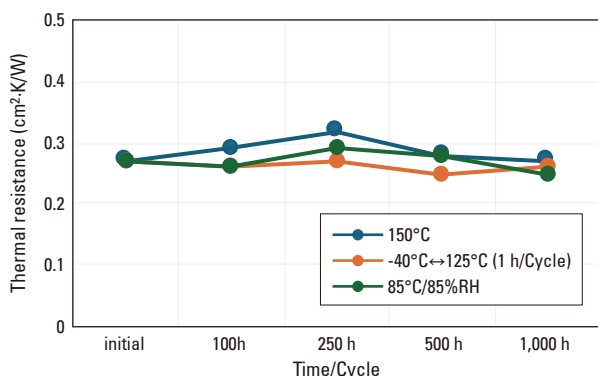
Pressure (psi)

Compression ratio (%)	0.5 mmt	1.0 mmt	1.5 mmt	2.0 mmt	2.5 mmt
5	2.9	7.6	25.9	30.2	26.7
10	8.9	36.5	73.3	50.6	46.7
15	29.0	95.3	81.8	54.6	51.8
20	116.3	123.0	85.9	56.3	52.5
30	189.3	135.5	97.2	62.7	57.1
40	261.7	167.3	118.9	75.3	67.7

(Not specified values)

7 Reliability data (1.0 mm)

■ Long-term reliability

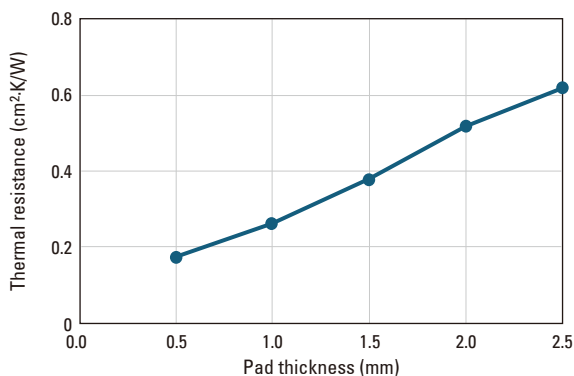


Thermal resistance (cm²·K/W) with 30% compression

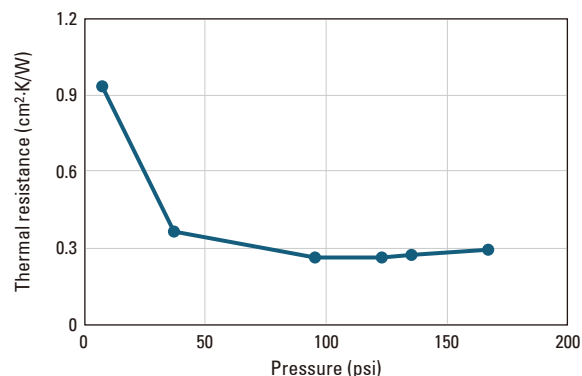
	initial	100 h	250 h	500 h	1,000 h
150°C	0.27	0.29	0.32	0.28	0.27
-40°C ↔ 125°C (1h/Cycle)	0.27	0.26	0.27	0.25	0.26
85°C/85%RH	0.27	0.26	0.29	0.28	0.25

(Not specified values)

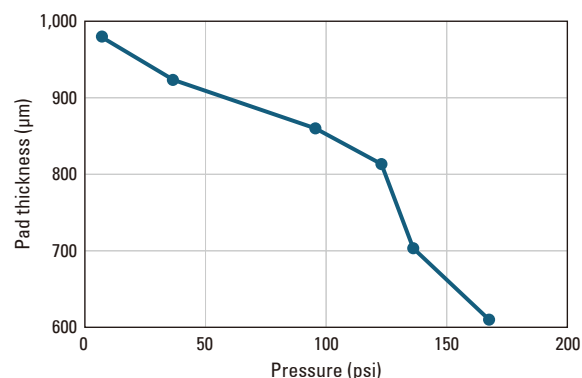
8 Thermal resistance vs. Thickness (20% compression)



9 Thermal resistance vs. Pressure (1.0 mm)



10 Thickness vs. Pressure (1.0 mm)



11 Handling precautions

- 1) Products should be stored in a dry out of direct sunlight.
- 2) Avoid contact with residual solvents or oils as they may deteriorate the properties.
- 3) For better results, the substrate surface should be cleaned and dried to remove any dirt, moisture or oils before application.
- 4) Prior to using the product with a thermal interface grease, test a sample with a small amount to determine compatibility.
- 5) Keep out of children.
- 6) Be sure to read the Safety Data Sheets (SDS) for these products before use. SDS are available from the Shin-Etsu Silicone website. If the SDS is not listed on the website, please contact the sales department.

CAUTION

- The data and information presented in this catalog may not be relied upon to represent standard values. Shin-Etsu reserves the right to change such data and information, in whole or in part, in this catalog, including product performance standards and specifications without notice.
- Users are solely responsible for making preliminary tests to determine the suitability of products for their intended use. Statements concerning possible or suggested uses made herein may not be relied upon, or be construed, as a guaranty of no patent infringement.
- For detailed information regarding safety, please refer to the Safety Data Sheet (SDS). Please download the SDS from our website. If the SDS is not listed on the website, please contact the sales department.
SDS download URL: <https://www.shinetsusilicone-global.com/support/sdstds/>
- The silicone products described herein have been designed, manufactured and developed solely

for general industrial use only; such silicone products are not designed for, intended for use as, or suitable for, medical, surgical or other particular purposes. Users have the sole responsibility and obligation to determine the suitability of the silicone products described herein for any application, to make preliminary tests, and to confirm the safety of such products for their use.

- Users must never use the silicone products described herein for the purpose of implantation into the human body and/or injection into humans.
- Users are solely responsible for exporting or importing the silicone products described herein, and complying with all applicable laws, regulations, and rules relating to the use of such products. Shin-Etsu recommends checking each pertinent country's laws, regulations, and rules in advance, when exporting or importing, and before using the products.
- Please contact Shin-Etsu before reproducing any part of this catalog. Copyright belongs to Shin-Etsu Chemical Co., Ltd.

Shin-Etsu

Shin-Etsu Chemical Co., Ltd.

Marunouchi Eiraku Bldg., 4-1, Marunouchi 1-chome,
Chiyoda-ku, Tokyo, 100-0005 Japan

<https://www.shinetsusilicone-global.com/>

Silicone Division, Sales and Marketing Department Ⅲ

Phone : +81-(0)3-6812-2409 Fax : +81-(0)3-6812-2415